

A modern office lounge area with a large window, plants, and contemporary furniture. The scene is brightly lit with natural light from the window. In the foreground, there are two light blue armchairs with black legs and a small white round table. In the background, there is a desk with two black wire mesh chairs, a desk lamp, and a keyboard. A large potted plant is on the right, and another is on the left. The floor is covered in a light-colored carpet with a subtle pattern.

tessera[®] layout | outline | inline

creating better environments

forbo

FLOORING SYSTEMS

tessera[®] layout & outline

tessera[®] inline

DESIGNED TO COORDINATE PLAIN, LINEAR AND PATTERNED CARPET TILES

Tessera Layout offers a clean, flexible colour palette with tones that work well alone or together in any interior, designed to make mixing colour, texture, and tone easy and cohesive.

Tessera Outline introduces a subtle striped design, with each colourway paired to two Layout shades. Together, Layout and Outline make it easy to create engaging, harmonious working environments.

Tessera Inline is a linear texture with a soft geometric motif, the timeless patterning of Inline introduces subtle design interest and comfort for contemporary workspace and education interiors.

The plain tones of **Layout**, linear patterning of **Outline** and design texture of **Inline** form a cohesive design family, where colours link the three ranges effortlessly.



Inline 878 | steam, Layout 2112 | frosting, Outline 3102 | soda



Inline 883 | coast, Layout 2111 | gherkin (tessellated)



Inline 883 | coast



Layout 2111 | gherkin



Layout 2125 | tonic



Inline 883 | coast



Inline 883 | coast, Layout 2125 | tonic, Layout 2111 | gherkin





Layout 2113 | nougat, Layout 2134 | flax, Outline 3110 | calico



Layout 2113 | nougat, Outline 3110 | calico



Layout 2134 | flax



Outline 3110 | calico



Layout 2113 | nougat



Layout 2113 | nougat, Layout 2134 | flax, Outline 3110 | calico

COLOUR AND COORDINATION FOR CONNECTED INTERIORS

Tessera Layout complements **Outline**, with each colourway paired with two Layout tones for a coordinated plain-and-linear duo. Used together, **Layout** and **Outline** enable simple transitions and zoning, creating cohesive schemes across modern work places and educational spaces.





Inline 875 | banoffee

DESIGNED FOR
MODERN SPACES

Inline colours are created using up to two layout colours, enabling combinations of timeless linear patterning with direct colour linking for contemporary interior schemes.



Inline 875 | banoffee




Inline 881 | flamingo



Layout 2138 | penny



Inline 881 | flamingo




Inline 881 | flamingo, Inline 875 | banoffee



Layout 2138 | penny, Layout 2137 | honey, Layout 2141 | papaya, Layout 2143 | tuscan



Layout 2143 | tuscan




Layout 2143 | tuscan




Layout 2137 | honey



Layout 2138 | penny



Layout 2141 | papaya



Layout 2138 | penny, Layout 2137 | honey, Layout 2141 | papaya



Layout 2149 | glade, Layout 2145 | artichoke



Layout 2145 | artichoke




Layout 2150 | spruce



Layout 2149 | glade



Layout 2149 | glade, Layout 2145 | artichoke, Layout 2150 | spruce



Layout 2149 | glade, Layout 2145 | artichoke, Layout 2150 | spruce




Outline 3112 | Jetty, Layout 2148 | ballpoint




Outline 3112 | Jetty, Layout 2146 | cove, Layout 2148 | ballpoint



Layout 2148 | ballpoint



Outline 3112 | Jetty



Layout 2146 | cove




Outline 3112 | Jetty, Layout 2148 | ballpoint






COMPLEMENTARY COORDINATES, USING LAYOUT, OUTLINE AND INLINE TOGETHER



Layout 2112 | frosting



Layout 2109 | shard




Layout 2113 | nougat



Outline 3110 | calico



Layout 2108 | calcium



Outline 3102 | soda



Inline 878 | steam




Layout 2105 | aniseed



Layout 2135 | cinders



Layout 2134 | flax



Layout 2104 | alloy



Inline 873 | tungsten



Inline 874 | tiramisu



Inline 880 | nucleus




Layout 2101 | graphine




Inline 870 | molasses



Layout 2100 | mono



Outline 3100 | plasmatron



Inline 872 | onyx



COMPLEMENTARY COORDINATES,
USING LAYOUT, OUTLINE AND INLINE TOGETHER




Layout 2139 | amber



Layout 2137 | honey



Layout 2136 | wheat



Layout 2106 | humbug



Outline 3104 | souffle



Inline 882 | glow



Inline 884 | branchline



Inline 875 | banoffee




Layout 2110 | fudge



Layout 2103 | balsamic




Outline 3101 | colabottle



Layout 2107 | brulee



Inline 881 | flamingo



Layout 2138 | penny



Layout 2141 | papaya



Layout 2140 | damson




Layout 2142 | cherry




Layout 2143 | tuscan



COMPLEMENTARY COORDINATES,
USING LAYOUT, OUTLINE AND INLINE TOGETHER



Layout 2111 | gherkin



Layout 2114 | powder



2115 | sherbet



Layout 2150 | spruce



Outline 3111 | peapod



Inline 885 | oregano



Layout 2149 | glade



Layout 2145 | artichoke



Layout 2147 | teal



Layout 2144 | capri



Layout 2125 | tonic



Inline 883 | coast



Layout 2148 | ballpoint



Outline 3112 | jetty



Layout 2146 | cove



Layout 2122 | drench






Layout & Outline and Inline also complement other Tessera ranges and the wider Forbo portfolio through matching colours, tones and harmonising designs, giving greater creative options and opportunities to create coordinating schemes which work with your space.

Through meeting the requirements such as product EPDs, indoor air quality (Indoor Air Comfort Gold and GUT) and sustainability targets, **Layout & Outline** and **Inline** also contribute to popular build schemes such as BREEAM, LEED and WELL.

For more information: www.forbo-flooring.com/tessera








Layout 2113 | nougat. Layout 2134 | flax. Outline 3110 | calico.

tessera® layout & outline


50cm x 50cm carpet tile
 standard loop
 61% recycled content




3110 | calico LRV 22




2113 | nougat LRV 22



2134 | flax LRV 19




3102 | soda LRV 21



2112 | frosting LRV 28



2109 | shard LRV 17




2108 | calcium LRV 13




2105 | aniseed LRV 9



2104 | alloy LRV 9



2135 | cinders LRV 9




3100 | plasmatron LRV 6




2100 | mono LRV 4




2101 | graphine LRV 5



2106 | humbug LRV 14



2110 | fudge LRV 21



2138 | penny LRV 16



2140 | damson LRV 10




2142 | cherry LRV 8



2143 | tuscan LRV 8




3104 | souffle LRV 17



2136 | wheat LRV 27




2137 | honey LRV 27




2139 | amber LRV 17




2141 | papaya LRV 17




2114 | powder LRV 24




2115 | sherbet LRV 27




3101 | colabottle LRV 9




2103 | balsamic LRV 13



2107 | brulee LRV 7



2111 | gherkin LRV 14



2145 | artichoke LRV 17



2125 | tonic LRV 15



2146 | cove LRV 11



3111 | peapod LRV 11




3112 | jetty LRV 8



2150 | spruce LRV 9




2149 | glade LRV 19




2148 | ballpoint LRV 6



2122 | drench LRV 7



2147 | teal LRV 7



2144 | capri LRV 9

tessera® inline

50cm x 50cm carpet tile
 multi-height loop
 62% recycled content



Inline 875 | banoffee



878 | steam LRV 23




875 | banoffee LRV 16




884 | branchline LRV 12




881 | flamingo LRV 21



882 | glow LRV 16



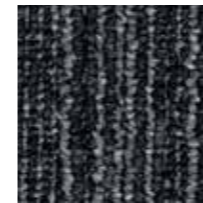
873 | tungsten LRV 15



870 | molasses LRV 8




874 | tiramisù LRV 16



872 | onyx LRV 8



885 | oregano LRV 13



880 | nucleus LRV 6



883 | coast LRV 17



tessera® inline

SHARED COLOURWAYS USED IN INLINE

Inline 870 | molasses is composed of Layout 2101 | graphine + Layout 2105 | aniseed
 Inline 872 | onyx is composed of Layout 2100 | mono + Layout 2104 | alloy
 Inline 873 | tungsten is composed of Layout 2104 | alloy + Layout 2109 | shard
 Inline 874 | tiramisu is composed of Layout 2113 | nougat + Layout 2105 | aniseed
 Inline 875 | banoffee is composed of Layout 2107 | brulee + Layout 2114 | powder
 Inline 878 | steam is composed of Layout 2108 | calcium + Layout 2112 | frosting
 Inline 881 | flamingo is composed of Layout 2138 | penny + Layout 2110 | fudge
 Inline 882 | glow is composed of Layout 2139 | amber + Layout 2106 | humbug
 Inline 883 | coast is composed of Layout 2125 | tonic + Layout 2111 | gherkin
 Inline 884 | branchline is composed of Layout 2135 | cinders + Layout 2134 | flax
 Inline 885 | oregano is composed of Layout 2150 | spruce + Layout 2149 | glade

tessera® outline

SHARED COLOURWAYS USED IN OUTLINE

Outline 3100 | plasmatron is composed of Layout 2100 | mono + Layout 2104 | alloy
 Outline 3101 | colabottle is composed of Layout 2103 | balsamic + Layout 2107 | brulee
 Outline 3102 | soda is composed of Layout 2108 | calcium + Layout 2112 | frosting
 Outline 3104 | soufflé is composed of Layout 2106 | humbug + Layout 2110 | fudge
 Outline 3110 | calico is composed of Layout 2134 | flax + Layout 2113 | nougat
 Outline 3111 | peapod is composed of Layout 2150 | spruce + Layout 2149 | glade
 Outline 3112 | jetty is composed of Layout 2148 | ballpoint + Layout 2146 | cove

tessera® layout

LAYOUT COLOURWAYS SHARED WITH INLINE AND OUTLINE

Layout 2100 mono	Layout 2109 shard	Layout 2135 cinders
Layout 2101 graphine	Layout 2110 fudge	Layout 2138 penny
Layout 2103 balsamic	Layout 2111 gherkin	Layout 2139 amber
Layout 2104 alloy	Layout 2112 frosting	Layout 2146 cove
Layout 2105 aniseed	Layout 2113 nougat	Layout 2148 ballpoint
Layout 2106 humbug	Layout 2114 powder	Layout 2149 glade
Layout 2107 brulee	Layout 2125 tonic	Layout 2150 spruce
Layout 2108 calcium	Layout 2134 flax	

INLINE SUSTAINABILITY




























 3.82KG CO ₂ EM ² OF EMBODIED CARBON (A1-A3)	 62% RECYCLED CONTENT	 100% RENEWABLE ENERGY
--	--	--

LAYOUT & OUTLINE SUSTAINABILITY

 3.48KG CO ₂ EM ² OF EMBODIED CARBON (A1-A3)	 61% RECYCLED CONTENT	 100% RENEWABLE ENERGY
--	--	--







Technical specifications

Layout, Outline & Inline meet the requirements of EN 1307

		Layout & Outline	Inline
Description		Tufted low level loop pile carpet tile	Tufted multi-pile height loop carpet tile
 Tile size	EN ISO 4342:2018	50 cm x 50 cm	50 cm x 50 cm
 Total thickness	ISO 1765	6.1 mm	6.5 mm
 Pile height	ISO 1766	3.1 mm	3.9 mm
 Collection size		Layout 34 - Outline 7	12
 Packaging per carton tiles		20 (5 m ²)	16 (4 m ²)
 Commercial use	EN ISO 10874	Class 33	Class 33
 Pile composition		100% polyamide 6	100% polyamide 6
 Dye method		100% solution dyed	100% solution dyed
 Stitch density	ISO 1763	193,060 per m ²	198,374 per m ²
 Pile weight	ISO 8543	580 g/m ²	605 g/m ²
 Total weight	ISO 8543	3895 g/m ²	4120 g/m ²
 Primary backing		Polyester	Polyester
 Secondary backing		ProBac™ recycled mineral filler with low amount of modified bitumen and polyester fleece	ProBac™ recycled mineral filler with low amount of modified bitumen and polyester fleece
 Alternative available secondary backing		SOFTbac®	SOFTbac®
 Acoustical impact noise reduction	ISO 10140-3	26 dB	25 dB
 Acoustical sound absorption	ISO 354	aw = 0.2 (H)	aw = 0.2 (H)
 Castor chair continuous use	ISO 4918	r ≥ 2.4	r ≥ 2.4
 Colour fastness to light	EN ISO 105-B02	≥ 6	≥ 6
 Dimensional stability	EN 986	≤ 0.2 %	≤ 0.2 %
 Indoor air emissions: TVOC after 28 days	EN 16516	≤ 0.1 mg/m ³	≤ 0.1 mg/m ³
 Creating Better Environments			
 Renewable Energy		All Tessera carpet tiles are manufactured using 100% renewable energy (electricity & biogas)	
 Recycled Content		Layout & Outline carpet tiles contain 61% recycled content and Inline contains 62% recycled content by weight	
 Indoor air quality		Layout, Outline & Inline carpet tiles comply to Indoor Air Comfort Gold 8.0 (2022)	
 Ska Rating		Inline meets Ska Rating criteria for M12 soft floor coverings in office, retail and higher education	
 Prodis-GUT	www.pro-dis.info	2C31F4FE	2C31F4FE
 Installation method		Layout: Monolithic, brick, tessellated, quarter turn & quarter brick Outline: Brick, tessellated, quarter turn & quarter brick	Monolithic, quarter turn or tessellated

Layout, Outline & Inline carpet tiles meet the requirements of EN 14041:2004 and BS EN 14041:2004



 Product code	EN 14041	1170100-DOP-109	1170100-DOP-109
 Product code	BS EN 14041	1170100-DoP-GB109	1170100-DoP-GB109
 Reaction to fire	EN 13501-1	B _{fl} s1, G, NCS	B _{fl} s1, G, NCS
 Slip resistance	EN 13893	μ ≥ 0.30	μ ≥ 0.30
 Body voltage	ISO 6356	≤ 2.0 kV	≤ 2.0 kV
 Thermal conductivity	EN 12524	0.06 W/mK	0.06 W/mK

All Forbo Flooring Systems' sales organisations and manufacturing sites worldwide have certified Quality Management Systems in accordance with ISO 9001.

All Forbo Flooring Systems' manufacturing plants have certified Environmental Management Systems in accordance with ISO 14001. Tessera carpet tiles and planks are manufactured in a facility certified to SA8000® and ISO 45001. The Life Cycle Assessment (LCA) of Forbo Flooring Systems' products is documented in individual Environmental product declarations (EPDs).

Colourway choice

As with any product, colour and design influence the appearance retention of the floor. The level and type of traffic should be considered as part of the process for selecting colourways. Light colours may not be suitable for heavy traffic areas.

Installation and maintenance Shades may vary from batch to batch and should be checked before installation. Batches should not be mixed in the same location. All Tessera products are to be installed in full accordance with Forbo installation instructions and recognised trade standards.

Our recommended adhesive for our collection of Tessera carpet tiles is 542 Eurofix Tack Plus.

A well designed entrance flooring system will prevent dirt and moisture from being tracked into the building, prolonging the life of the carpet tiles, reducing cleaning, repair and overall maintenance costs. **Forbo Coral and Nuway entrance systems** are independently proven to remove and retain up to 95% of all dirt and moisture entering a building. Please contact customer services for more information.

Regular vacuuming is essential (using a high suction power driven brush vacuum). Spills and surface stains can be removed by sponging with a damp cloth or, for more resistant stains, with a mild detergent solution. For full installation and cleaning and maintenance instructions please go to www.forbo-flooring.com

Forbo Flooring
P.O. Box 13
1560 AA Krommenie
The Netherlands
T: +31 75 647 74 77
F: +31 75 647 77 01
question@forbo.com
www.forbo-flooring.com